

*Technical data sheet*

# SELF-100



**ANRIN**

**SERVICE** provides custom solutions and possibilities for the contract business. Here you benefit from reliable cooperation with our technical office staff and good contact with the field staff. ANRIN is certified according to DIN EN ISO 9001:2008.

**ANRIN DIRECT CONTACT: +49 (0) 29 47.97 81-0**


**Product specifications**

Product specifications	SELF-100	Sump unit
Material	Resin concrete	Resin concrete
Length	50 cm and 100 cm	50 cm
Width	12 cm	13.1 cm
Height	10 cm	40 cm
Weight	4.5 / 8.0 kg	15.5 kg
Nominal width	10 cm	10 cm
Slope type	Constant invert	Constant invert
Joint type	UNILINK® joint	UNILINK® joint
Fastening	Locking mechanism / TwistLock fastening	Locking mechanism / TwistLock fastening
Load capacity	A 15 - B 125	A 15 - B 125
Cover gratings	Freely selectable	Freely selectable

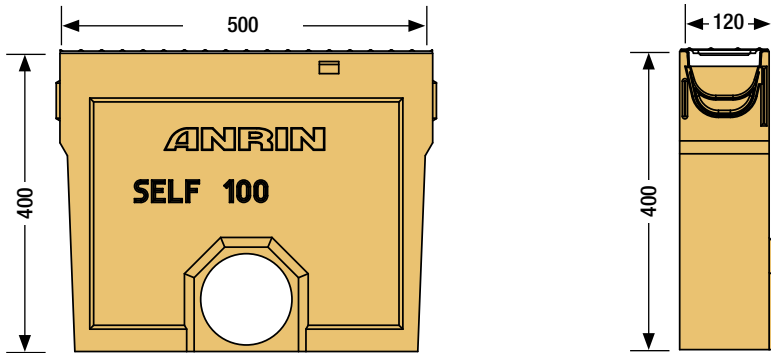
**Material properties**

Channel / component body	
Polymer concrete:	polyester resin-based with mineral aggregates, additives
Compressive strength:	≥ 90 N/mm <sup>2</sup>
Bending tensile strength:	≥ 22 N/mm <sup>2</sup>
Modulus of elasticity:	ca. 25 kN/mm <sup>2</sup>
Density:	2.1 – 2.3 g/dm <sup>3</sup>
Heat resistance:	100° C (permanent loading)
Frost resistance:	-50° C
Water penetration depth:	0 mm
Water absorption:	0.05 %
Channel cover	
Cover gratings:	Steel grating cl. A15, slotted cast iron Drivable, slotted plastic grating cl. B125

**Channel dimensions**



**Accessories dimensions**



**SELF-100 with galvanised grating and locking mechanism**

Article no.	EAN	Designation	Length cm	Width cm	Height cm	Weight kg
07291000	4026857021308	SELF-100 Channel***	100	12.0	10.0	8.0
07293000	4026857022589	SELF-100 Channel with poured pipe socket***	100	12.0	10.0	7.6
07291050	4026857021322	SELF-100 Channel**	50	12.0	10.0	4.5
07296000	4026857021360	SELF Sump unit	50	12.0	40.0	15.5

**SELF-100 with stainless steel grating and locking mechanism**

Article no.	EAN	Designation	Length cm	Width cm	Height cm	Weight kg
07291100	4026857023999	SELF-100 Channel***	100	12.0	10.0	8.0
07293100	4026857024019	SELF-100 Channel with poured pipe socket***	100	12.0	10.0	7.6
07291150	4026857024002	SELF-100 Channel**	50	12.0	10.0	4.5
07296100	4026857024026	SELF Sump unit	50	12.0	40.0	15.5

**SELF-100 with slotted cast iron and locking mechanism**

Article no.	EAN	Designation	Length cm	Width cm	Height cm	Weight kg
7391000	4026857023654	SELF-100 Channel***	100	12.0	10.0	11.4
7393000	4026857023760	SELF-100 Channel with poured pipe socket***	100	12.0	10.0	11.0
7391050	4026857023692	SELF-100 Channel**	50	12.0	10.0	4.9
07396000	4026857023661	SELF Sump unit	50	12.0	40.0	17.5

\*\* Channel with sidewise perforations for the connection of t-junctions, elbow joints and cross-over joints

\*\*\* Every 2nd channel with perforation DA/OD 110 for vertical outlet

**SELF-100 Accessories**

Article no.	EAN	Designation	Length cm	Width cm	Height cm	Weight kg
07297100	4026857021384	SELF 100 Closed end cap				0.4
07298100	4026857021391	SELF 100 End cap with pipe socket				0.8
01006600	4026857000525	Foul air trap DA/OD 110				1.5
01006700	4026857026594	Foul air trap with leaves sieve				0.2
01006800	4026857000549	Pipe socket DA/OD 110				0.2

**SELF-100 with with slotted plastic grating OvalGrip and TwistLock fastening**

Article no.	EAN	Designation	Length cm	Width cm	Height cm	Weight kg
07591000	4026857026396	SELF-100 Channel***	100	12.0	10.0	8.0
07593000	4026857026402	SELF-100 Channel with poured pipe socket***	100	12.0	10.0	7.6
07591050	4026857026419	SELF-100 Channel**	50	12.0	10.0	4.5
07596000	4026857026426	SELF Sump unit	50	12.0	40.0	15.5

\*\* Channel with sidewise perforations for the connection of t-junctions, elbow joints and cross-over joints

\*\*\* Every 2nd channel with perforation DA/OD 110 for vertical outlet



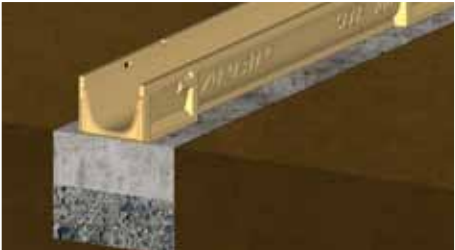



**SELF-100 Accessories**

Article no.	EAN	Designation	Length cm	Width cm	Height cm	Weight kg
07297100	4026857021384	SELF 100 Closed end cap				0.4
07298100	4026857021391	SELF 100 End cap with pipe socket				0.8
01006600	4026857000525	Foul air trap DA/OD 110				1.5
01006700	4026857026594	Foul air trap with leaves sieve				0.2
01006800	4026857000549	Pipe socket DA/OD 110				0.2

**Installation instructions**

The following installation guidelines are schematic representations. These are provided as examples and are non-binding. The information provided here is based on our long-term experience in excavation and road construction as well as the state-of-the-art technology. Despite this, designers and planners are always obligated to check the products and the installation instructions for their appropriateness. The example details are simplified recommendations for execution. Constructions are to be re-created on a project-specific basis.

Important: Insert gratings for the installation.

Installation instructions	
	Dig out the trench. Fill in and pre-condense the base course.
	Fill concrete, 3 parts sand + 1 part water + 1 part cement, into the base of the trench.
	Position channel string, sump unit and end cap on the concrete bed.
	Connect pipe connections to the pipeline and align the components evenly. Fill concrete bed.
	Place cover gratings on the channels.
	Install paving. The layer should end 2 to 5 mm higher than the cover grating.